

Scientists 'shocked' and 'alarmed' at what's in the mRNA shots

Rebekah Barnett

25 September 2023





Kevin McKernan

Genomics Scientist

“I was shocked... that there was DNA in there... and they're forcing them to pregnant women and children, and that wasn't disclosed in informed consent, so the world doesn't know about it.”

Plasmid DNA contamination

- *In Moderna and Pfizer vials*
- *Well above regulatory limits*
- *SV40 enhancer sequence in Pfizer*
- *Soon confirmed in other independent labs from US, Canada, Germany (and now Australia)*
- *Primary doses, boosters, and lots for children*
- *Additional risk of endotoxin*



‘Serious regulatory oversight’



Dr Phillip Buckhaults
Cancer Genomics Scientist

- *DNA can be permanent*
- *“Real hazard” of genomic integration*
- *Could cause SAEs, cancer, sudden death*
- *Tiny pieces of DNA contamination like “buckshot”*
- *LNPs carry “buckshot” to the cells where they transfect and deposit the contaminant DNA*

Biodistribution of LNPs, Pfizer Nonclinical Evaluation Report, 2021

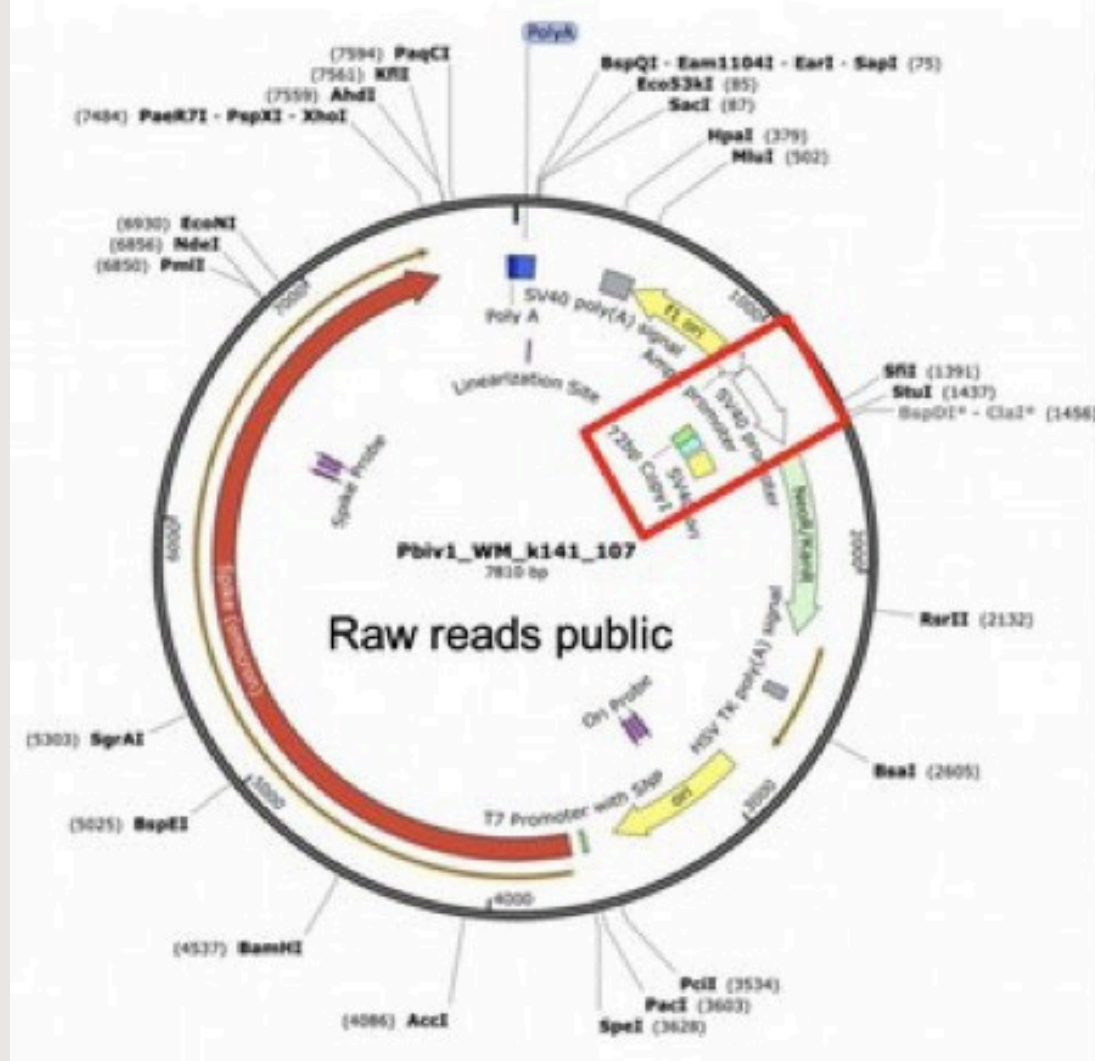
Table 4-2. Mean concentration of radioactivity (sexes combined) in tissue and blood following a single IM dose of 50 µg mRNA/rat

| Sample | Total Lipid Concentration (µg lipid equiv/g (or mL)) | | | | | | |
|-------------------------|--|-------|-------|-------|-------|-------|-------|
| | 0.25 min | 1 h | 2 h | 4 h | 8 h | 24 h | 48 h |
| Adipose tissue | 0.057 | 0.100 | 0.126 | 0.128 | 0.093 | 0.084 | 0.181 |
| Adrenal glands | 0.27 | 1.48 | 2.72 | 2.89 | 6.80 | 13.77 | 18.21 |
| Bladder | 0.041 | 0.130 | 0.146 | 0.167 | 0.148 | 0.247 | 0.365 |
| Bone (femur) | 0.091 | 0.195 | 0.266 | 0.276 | 0.340 | 0.342 | 0.687 |
| Bone marrow (femur) | 0.48 | 0.96 | 1.24 | 1.24 | 1.84 | 2.49 | 3.77 |
| Brain | 0.045 | 0.100 | 0.138 | 0.115 | 0.073 | 0.069 | 0.068 |
| Eyes | 0.010 | 0.035 | 0.052 | 0.067 | 0.059 | 0.091 | 0.112 |
| Heart | 0.28 | 1.03 | 1.40 | 0.99 | 0.79 | 0.45 | 0.55 |
| Injection site | 128.3 | 393.8 | 311.2 | 338.0 | 212.8 | 194.9 | 164.9 |
| Kidneys | 0.39 | 1.16 | 2.05 | 0.92 | 0.59 | 0.43 | 0.42 |
| Large intestine | 0.013 | 0.048 | 0.09 | 0.29 | 0.65 | 1.10 | 1.34 |
| Liver | 0.74 | 4.62 | 10.97 | 16.55 | 26.54 | 19.24 | 24.29 |
| Lung | 0.49 | 1.21 | 1.83 | 1.50 | 1.15 | 1.04 | 1.09 |
| Lymph node (mandibular) | 0.064 | 0.189 | 0.290 | 0.408 | 0.534 | 0.554 | 0.727 |
| Lymph node (mesenteric) | 0.050 | 0.146 | 0.530 | 0.489 | 0.689 | 0.985 | 1.366 |
| Muscle | 0.021 | 0.061 | 0.084 | 0.103 | 0.096 | 0.095 | 0.192 |
| Ovaries (females) | 0.104 | 1.34 | 1.64 | 2.34 | 3.09 | 5.24 | 12.26 |
| Pancreas | 0.081 | 0.207 | 0.414 | 0.380 | 0.294 | 0.358 | 0.599 |
| Pituitary gland | 0.339 | 0.645 | 0.868 | 0.854 | 0.405 | 0.478 | 0.694 |
| Prostate (males) | 0.061 | 0.091 | 0.128 | 0.157 | 0.150 | 0.183 | 0.170 |
| Salivary glands | 0.084 | 0.193 | 0.255 | 0.220 | 0.135 | 0.170 | 0.264 |
| Skin | 0.013 | 0.208 | 0.159 | 0.145 | 0.119 | 0.157 | 0.253 |
| Small intestine | 0.030 | 0.221 | 0.476 | 0.879 | 1.279 | 1.302 | 1.472 |
| Spinal cord | 0.043 | 0.097 | 0.169 | 0.250 | 0.106 | 0.085 | 0.112 |
| Spleen | 0.33 | 2.47 | 7.73 | 10.30 | 22.09 | 20.08 | 23.35 |
| Stomach | 0.017 | 0.065 | 0.115 | 0.144 | 0.268 | 0.152 | 0.215 |
| Testes (males) | 0.031 | 0.042 | 0.079 | 0.129 | 0.146 | 0.304 | 0.320 |
| Thymus | 0.088 | 0.243 | 0.340 | 0.335 | 0.196 | 0.207 | 0.331 |
| Thyroid | 0.155 | 0.536 | 0.842 | 0.851 | 0.544 | 0.578 | 1.000 |
| Uterus (females) | 0.043 | 0.203 | 0.305 | 0.140 | 0.287 | 0.289 | 0.456 |
| Whole blood | 1.97 | 4.37 | 5.40 | 3.05 | 1.31 | 0.91 | 0.42 |
| Plasma | 3.96 | 8.13 | 8.90 | 6.50 | 2.36 | 1.78 | 0.81 |
| Blood:plasma ratio | 0.815 | 0.515 | 0.550 | 0.510 | 0.555 | 0.530 | 0.540 |

SV40 enhancer sequence

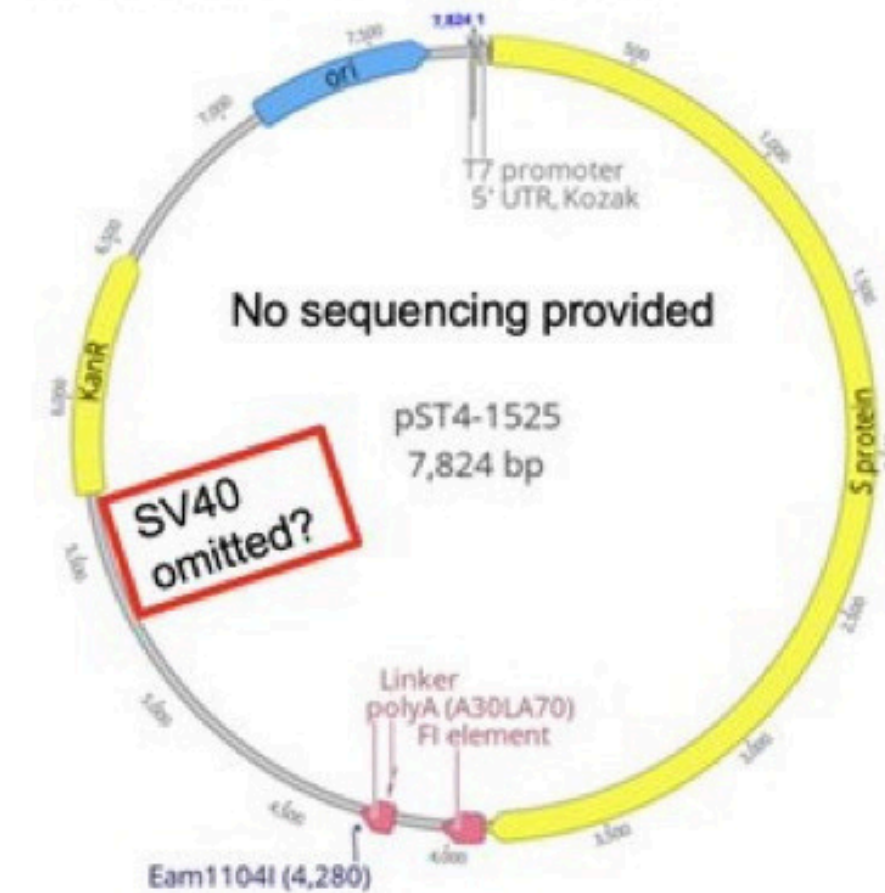
Used in gene therapies to “drive DNA into the nucleus.”

Independent Illumina sequencing



What was disclosed to the EMA

Figure S.2.3-1. pST4-1525 Plasmid Map



DNA contamination in Covid vaccines DOES get into human cells, new evidence shows

It also appears that the contamination enters the cell nucleus and integrates with human DNA



REBEKAH BARNETT

MAR 21, 2024

- *Pfizer vaccine contaminant DNA detected in ovarian cancer cell line DNA*
- *Unsure if it's chromosomal (heritable) or extra-chromosomal DNA (not heritable)*
- *In vitro finding, needs to be replicated in vivo*
- *Finding is specific to cancer cell lines, therefore not generalisable, but may give indication of what cancer patients in remission could experience after mRNA Covid vaccination*



It's a New Day in Public Health.

The Florida Department of Health works to protect, promote, and improve the health of all people in Florida through integrated state, county, and community efforts.

Programs & Services

Licensing & Regulation

Statistics & Data

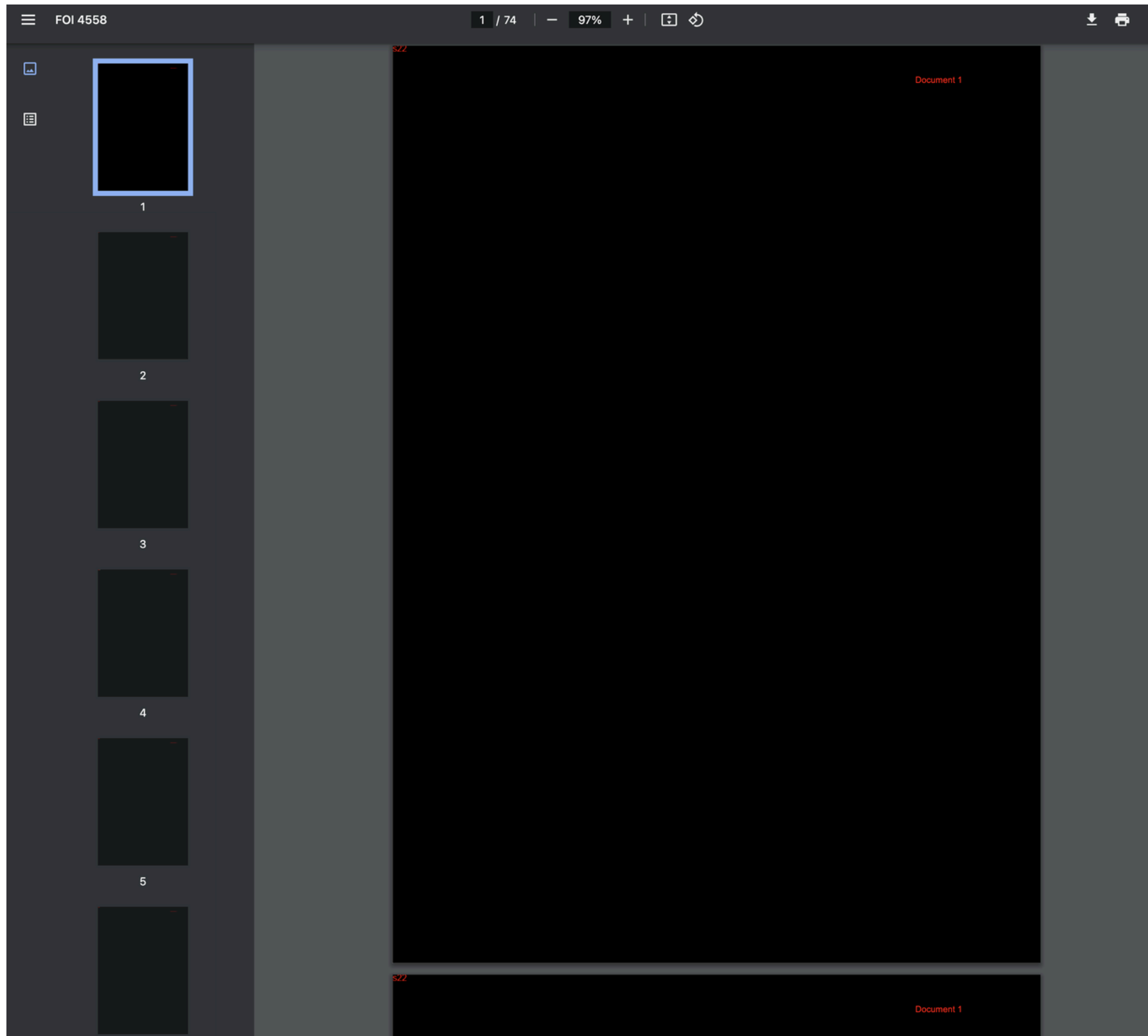
Certificates

Florida State Surgeon General Calls for Halt in the Use of COVID-19 mRNA Vaccines

January 03, 2024

- ***DNA integration could theoretically impact a human's oncogenes - the genes which can transform a healthy cell into a cancerous cell.***
- ***DNA integration may result in chromosomal instability.***
- ***The Guidance for Industry discusses biodistribution of DNA vaccines and how such integration could affect unintended parts of the body including blood, heart, brain, liver, kidney, bone marrow, ovaries/testes, lung, draining lymph nodes, spleen, the site of administration and subcutis at injection site.***

Regulator response



“The Pfizer COVID vaccine is not contaminated.”

(But you’re not allowed to see the proof)

“There is no significance to minute amounts of residual DNA being encapsulated in the LNPs.”

“There is no accepted science that shows any alteration of the human genome.”

(We haven't tested for it)

FREEDOM OF INFORMATION REQUEST FOI 3604

Notice of Decision

1. I refer to your request dated 5 February 2022 under the *Freedom of Information Act 1982* (the FOI Act) for access to the following documents:

“the following documents relating to the provisional approval of the Pfizer-BionTech BNT162b2 vaccine in January 2021:

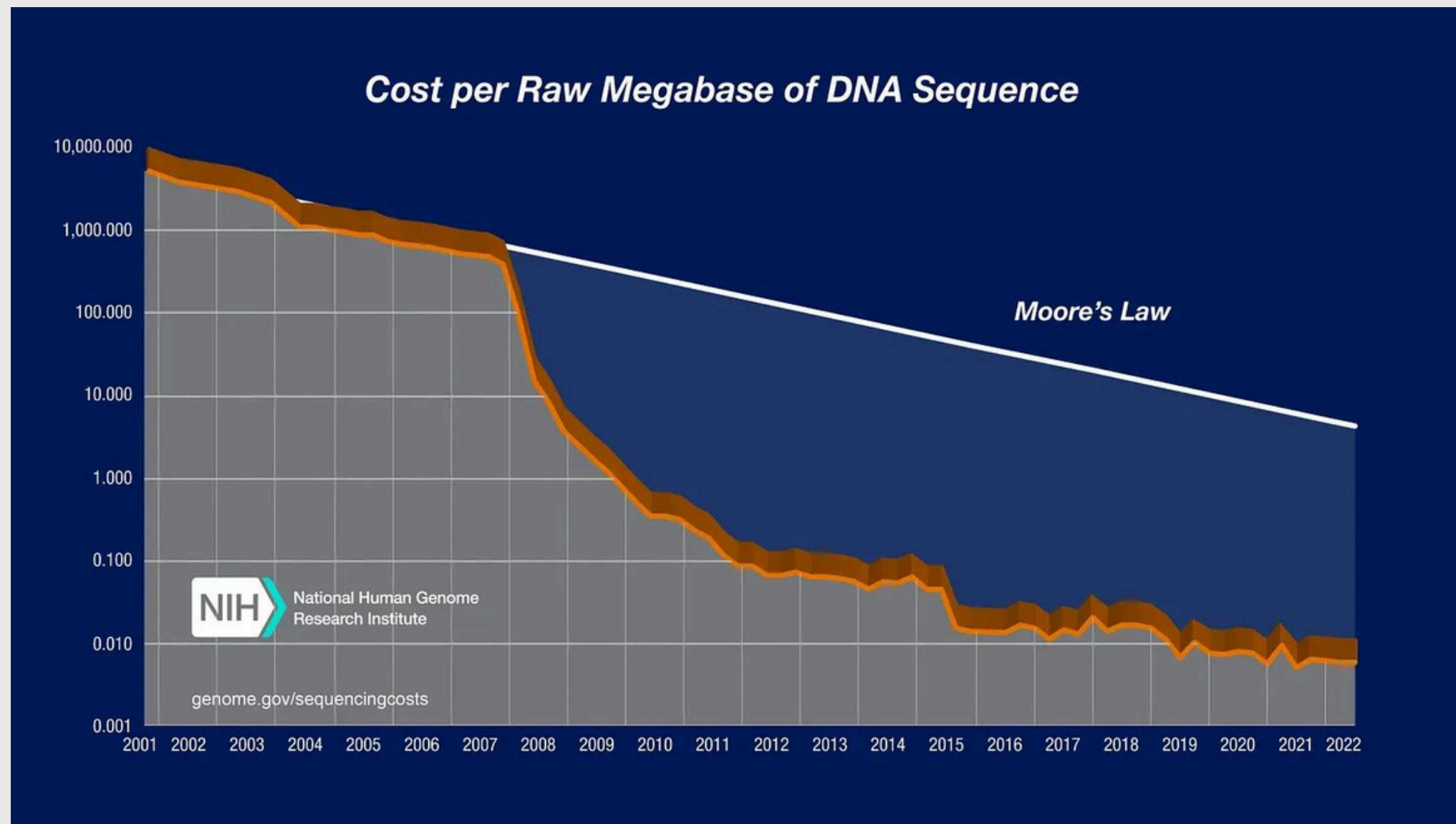
1. *“All documents relating to the TGA’s assessment of the risk of and/or presence of **micro-RNA sequences (miRNA)** comprised within the Comirnaty mRNA active ingredient (mRNA genomic sequence).*
2. *All documents relating to the TGA’s assessment of the risk of and/or presence of **Oncomirs** (oncogenic miRNA - microRNA) comprised within the Comirnaty mRNA active ingredient (mRNA genomic sequence).*
3. *All documents relating to the TGA’s assessment of the risk of and/or presence of **Stop Codon read-through** (suppression of stop codon activity) arising as a result of the use of pseudouridine in the Comirnaty miRNA active ingredient (mRNA genomic sequence).*
4. *Any document showing that the TGA has assessed the composition of the **final protein product** (molecular weight and amino acid sequence) produced following injection of the Comirnaty mRNA product in human subjects.*
5. *All documents relating to the TGA’s assessment of the risk of the use of the **AES-mtRNR1 3’ untranslated region** of the Comirnaty mRNA product in human subjects.”*

TGA FOI 3604. Received by personal communication, not available on disclosure log

(We didn’t test for oncogenic risk either)

7. There was no evidence of any concerns relating to “*microRNA*”, “*oncogenic miRNA*”, “*suppression of stop codon activity*”, the “*final protein product*” or “*AES-mtRNR1 3’ untranslated region*” identified during the provisional approval process. **As such there are no documents falling within the scope of your request.** Please be assured that if any relevant safety concerns were identified as possible or likely, they would be investigated thoroughly.


Next steps...



- *Test in vivo*
- *Replicate in vitro findings*
- *Regulator DNA sequencing on all lots*

Find me on...

SUBSTACK



Dystopian Down Under

Independent news and commentary that you won't find on the news. Reporting from Western Australia.

[Subscribe](#)

Dystopian Down Under | Rebekah Barnett | Substack

Independent news and commentary that you won't find on the news. Reporting from Western Australia. Click to read Dystopian Down Under, by Rebekah Barnett, a Substack publication with thousands of...

[rebekahbarnett.com.au /](https://rebekahbarnett.com.au/)

X



Rebekah Barnett
@dystopian_DU

Writer 🇺🇦 BA Comms, Hons, UWA. Fellow @brownstoneinst Member @aus4science RT ≠ endorsement Subscribe to my Substack 📌

📄 Journalist 📍 Western Australia 🌐 news.rebekahbarnett.com.au
📅 Joined March 2022

INSTAGRAM



dystopiandownunder

Rebekah Barnett
Journalist

Independent journalist, Western Australia. Paying attention. Truth over tribe. Pls be respectful to each other in comments 🙏

rebekahbarnett.substack.com

1,655 posts 11.1K followers 635 following