

How the 'Hermit Kingdom' became the world's Covid vaccine safety control group

- *closed border*
- *high vaccination coverage*
- *no Covid*

Western Australian Vaccine Safety Surveillance – Annual Report 2021

Produced by the Immunisation Program, Communicable Disease Control Directorate and
the COVID-19 Vaccination Program, Department of Health, Western Australia

“The number of adverse events following immunisation (AEFI) reported to Western Australia Vaccine Safety Surveillance (WAVSS) was significantly higher in 2021 than in previous years (10,726 compared with an average of 276 per year for the 2017-2020 period) due to the introduction of the COVID-19 vaccination program.”

“...an exponential increase in AEFI reports”

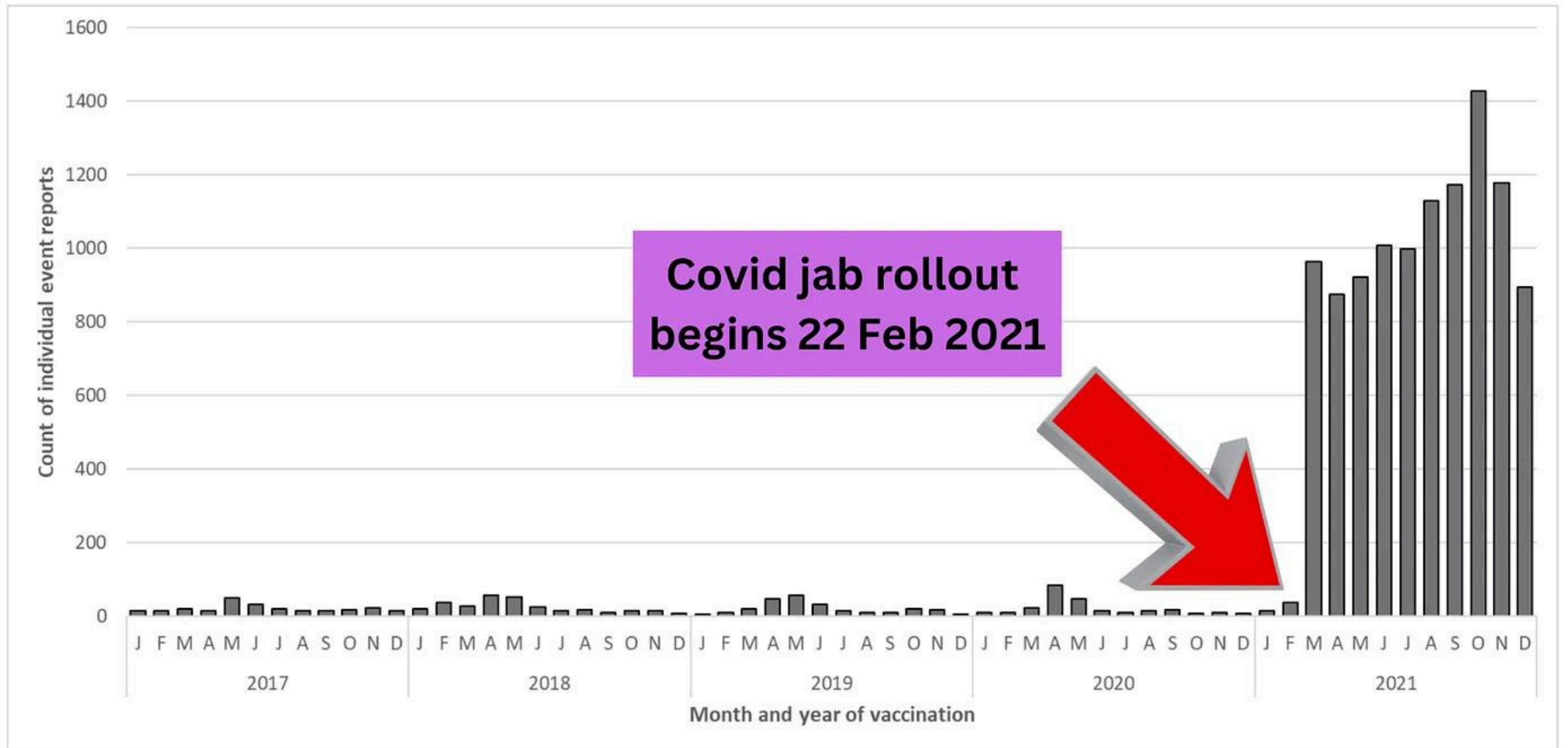


Figure 2: Adverse events following immunisation reported to WAVSS by month, 2017-2021, excluding active surveillance reports for routine vaccination adverse events.

Table 14: Numbers of vaccines administered, and adverse events reported, with rate of adverse events, for non COVID-19 vaccines and COVID-19 vaccines, 2021.

Vaccine type	Number of vaccines administered in 2021	Number of adverse events reported to WAVSS	Rate of adverse events per 100,000 doses
Non COVID-19	1,808,050	200	11.1
COVID-19	3,948,673	10,428	264.1

x 23.8

Western Australian Vaccine Safety Surveillance – Annual Report 2021

Table 12: Background rates (WA) of myocarditis and pericarditis prior to (2016-2020) and after (2021) the introduction of COVID-19 vaccination. Rates calculated based on principal diagnosis for emergency department presentations and hospital inpatients.

Time period	Myocarditis rate (per 10,000 separations*)	Pericarditis rate (per 10,000 separations)
2016-2020	0.556	3.903
2021	0.749 +35%	4.892 +25%

* A separation refers to a patient being discharged from hospital

Table 10. Count and rates of confirmed myocarditis/myopericarditis cases per brand and dose of COVID-19 vaccinations, 2021

	Confirmed cases of myocarditis/ myopericarditis	Doses	Rate per 100,000 doses
Vaxzevria			
Dose 1	4	565,800	0.7
Dose 2	0	550,656	-
All doses [^]	4	1,118,692	0.4
Comirnaty			
Dose 1	40	1,294,572	3.1
Dose 2	74	1,180,128	6.3
Dose 3	5	147,977	3.4
All doses [^]	119	2,623,525	4.5
Spikevax			
Dose 1	4	102,992	3.9
Dose 2	10	77,721	12.9
Dose 3	1	25,612	3.9
All doses [^]	15	206,456	7.3

[^]Includes doses beyond dose 2.

Figure 11. Rates of confirmed myocarditis/myopericarditis cases per brand of COVID-19 vaccinations by age group, 2021.

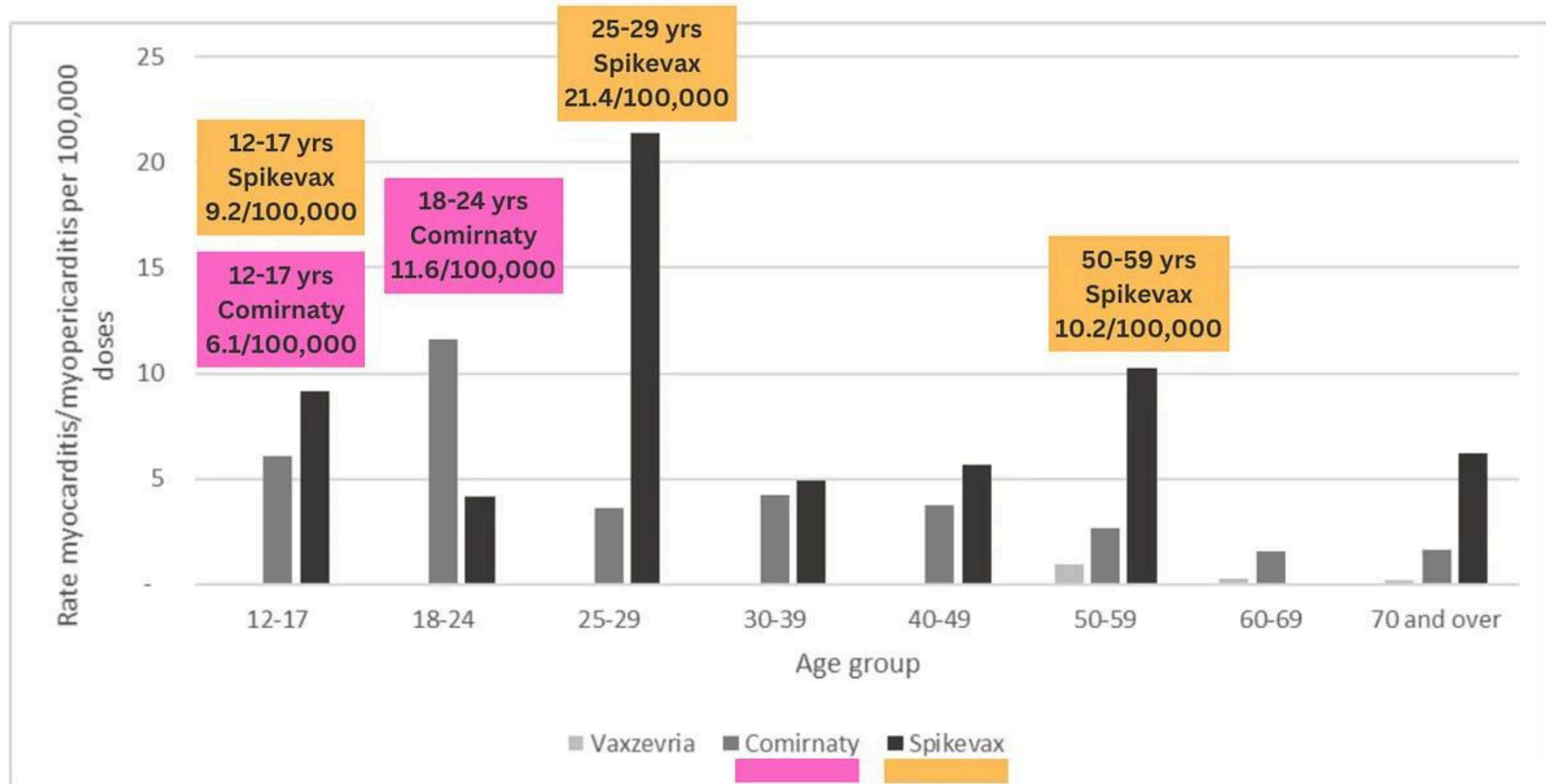
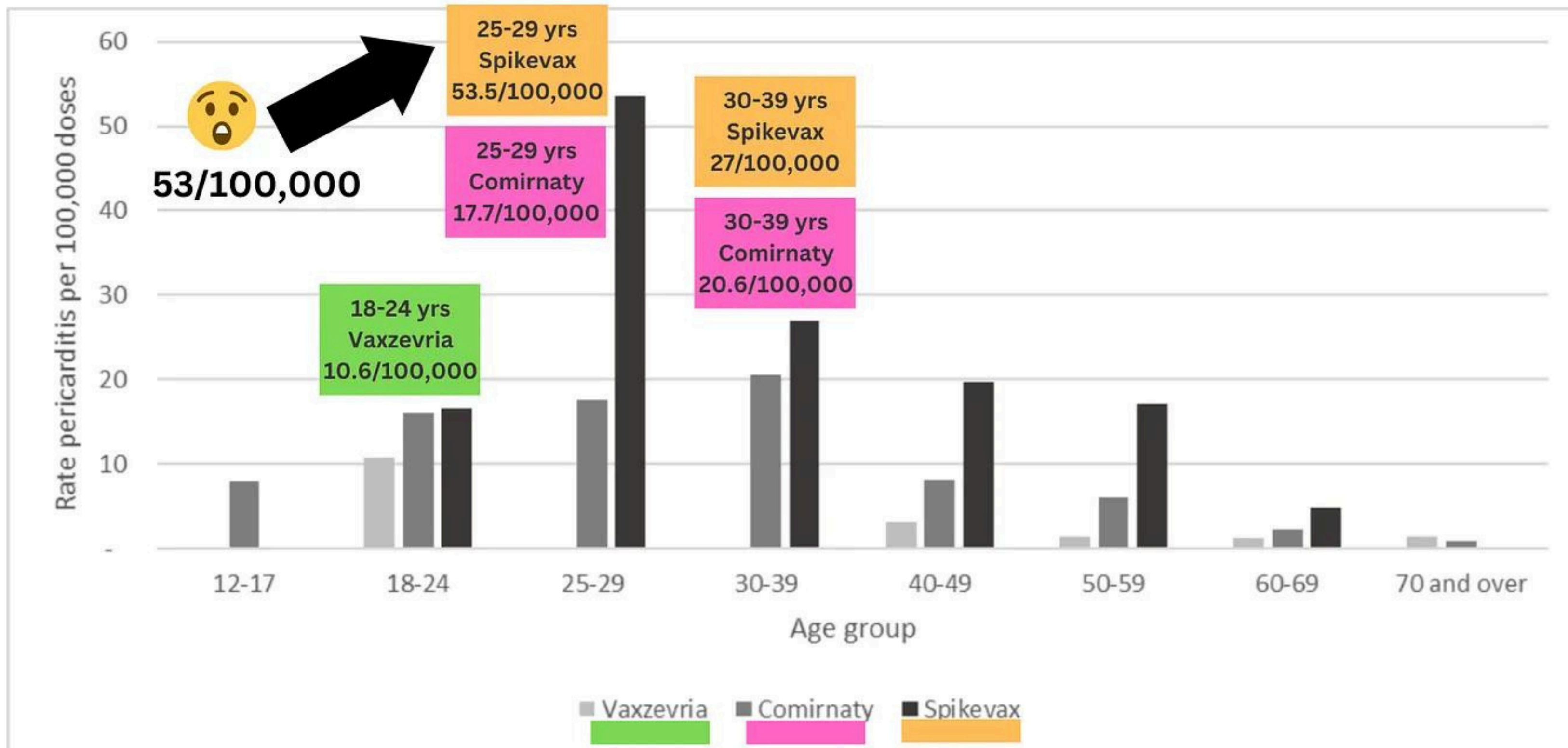


Table 11. Count and rates of confirmed pericarditis cases per brand and dose of COVID-19 vaccinations, 2021

	Confirmed cases of pericarditis	Doses	Rate per 100,000 doses
Vaxzevria			
Dose 1	15	565,800	2.7
Dose 2	1	550,656	0.2
All doses [^]	16	1,118,692	1.4
Comirnaty			
Dose 1	186	1,294,572	14.4
Dose 2	118	1,180,128	10.0
Dose 3	7	147,977	4.7
All doses [^]	311	2,623,525	11.9
Spikevax			
Dose 1	25	102,992	24.3
Dose 2	11	77,721	14.2
Dose 3	2	25,612	7.8
All doses [^]	38	206,456	18.4

[^]Includes doses beyond dose 2.

Figure 12. Rates of confirmed pericarditis cases per brand of COVID-19 vaccinations by age group, 2021



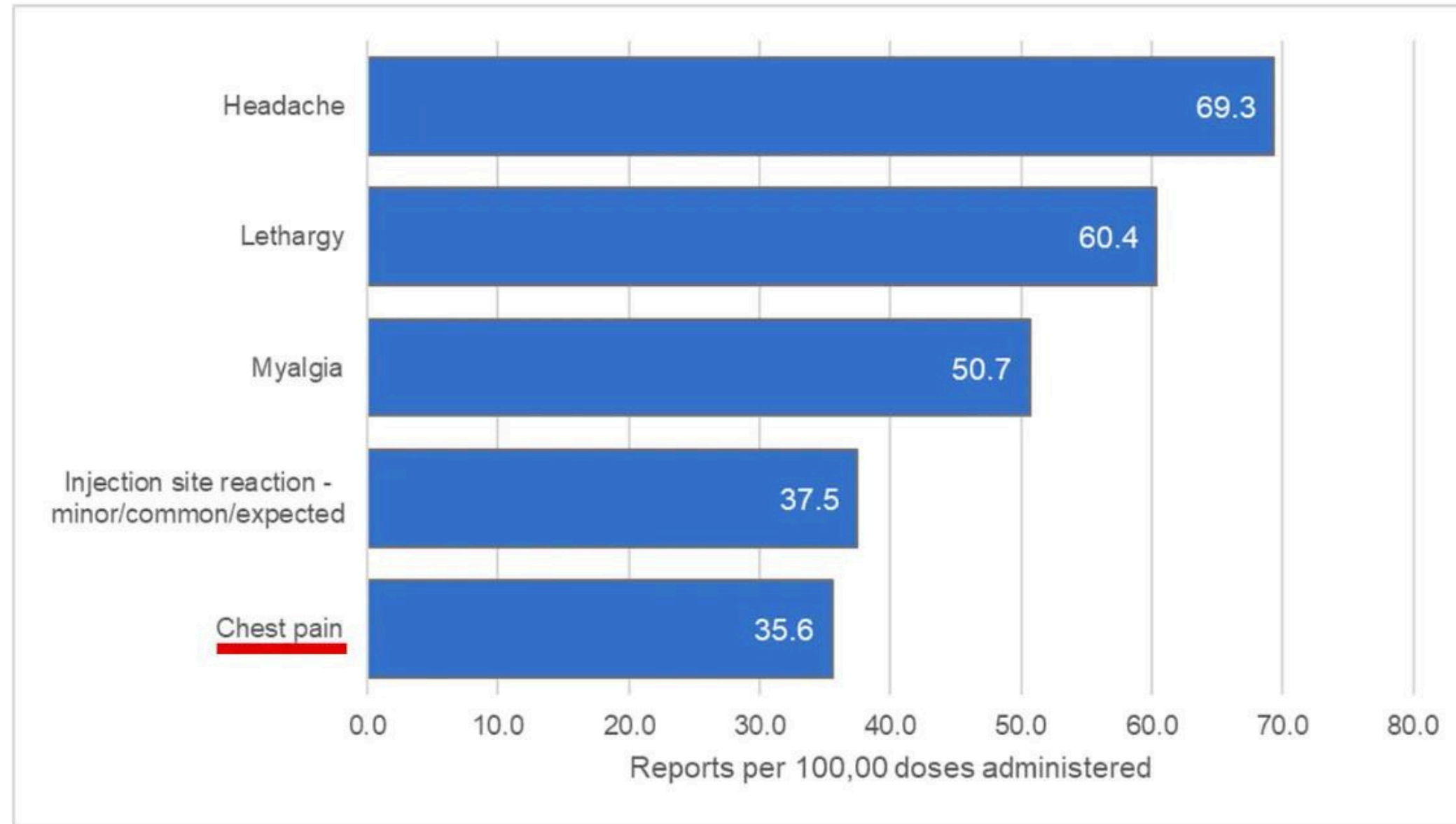



Figure 10. Rates of the five most frequently reported reactions following COVID-19 vaccination (any brand) in 2021.

Western Australian Vaccine Safety Surveillance – Annual Report 2021




36%



64%



57%



58%



35%

On 31 October, Premier Mark McGowan told a press conference that hospitals were “under enormous pressure.”

The growth in demand for hospital services was like “no one has ever seen before,” with “huge numbers of people coming through the door.”



“There is some evidence it’s some sort of delayed reaction to Covid.”

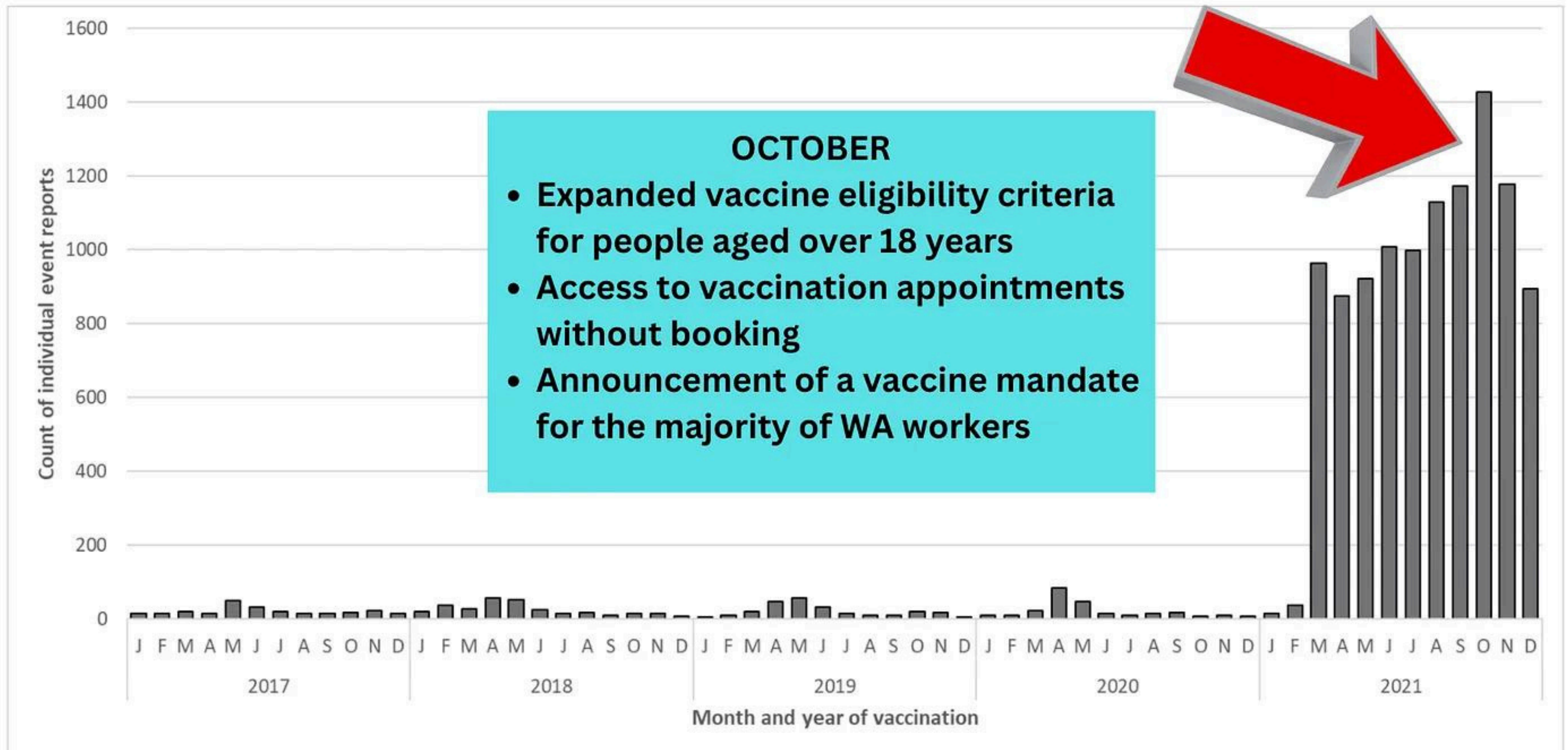


Figure 2: Adverse events following immunisation reported to WAVSS by month, 2017-2021, excluding active surveillance reports for routine vaccination adverse events.



Government of **Western Australia**
Department of **Health**

“The high number of reports in 2021 following COVID-19 vaccination reflects higher uptake of COVID-19 vaccination, and high engagement from the public and health care providers with the monitoring of vaccine safety.”

“The COVID-19 vaccination program attracted considerable public interest and media attention in 2021, almost certainly increasing public awareness of vaccine safety. This increase in publicity may have contributed to increased awareness of AEFI and increased reporting of COVID-19 vaccine AEFI to WAVSS.”

AHPRA position statement



Prof Kerryn Phelps AM
@drkerrynphelps

...

Phelps breaks AHPRA's culture of fear



Phelps breaks AHPRA's culture of fear | The Spectator Australia


From spectator.com.au

12:47 PM · Dec 23, 2022 · 95.8K Views

“Regulators of the medical profession have censored public discussion about adverse events following immunisation, with threats to doctors not to make any public statements about anything that ‘might undermine the government’s vaccine rollout’ or risk suspension or loss of their regulation.”

- Prof Kerryn Phelps

Black triangle scheme



Health practitioners and patients should report these events, especially:

- any serious adverse events*
- those not listed in the PI and CMI.*

Every report counts. All reports build a picture of the safety profile of a product and help with our safety monitoring program.

- Therapeutic Goods Administration



Australian Government

Department of Health and Aged Care

Therapeutic Goods Administration

Database of Adverse Event Notifications (DAEN) - medicines

From	To
<input type="text" value="01/01/1971"/>	<input type="text" value="02/07/2024"/>

Search medicines - (13) Medicines selected

(Search by trade name/s or an active ingredient/s. Select one or multiple medicines from the list below to include in your search.)

Search summary counter

Reports (cases)

140,720

Single suspected medicine

136,799

Reported deaths

1,024



COVID VACCINES

140,000

people suffered adverse effects

22,000

were classified as 'serious'

Source: TGA



SPOTLIGHT 

Australia's drug regulator admits it doesn't know extent of Covid vaccine harm

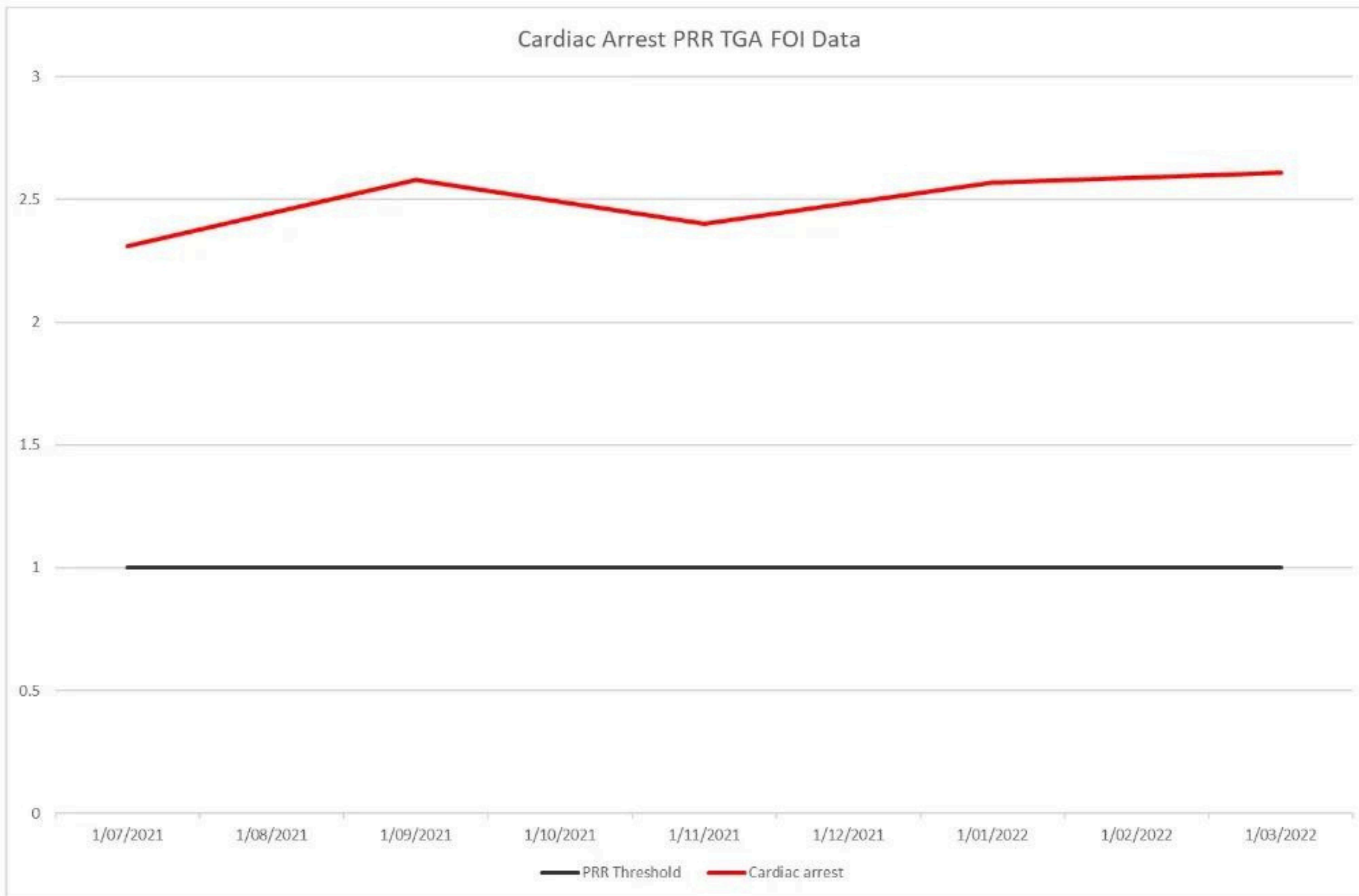
The Therapeutic Goods Administration is out of its depth



REBEKAH BARNETT

SEP 07, 2023

- *all injury reports assigned cause of 'possible'*
- *no follow up*
- *no autopsy requirement for reported deaths*
- *no 'social listening' or other measures to determine URF*
- *safety signals denied or ignored*



Data graphed from <https://www.tga.gov.au/sites/default/files/2022-12/foi-4032>

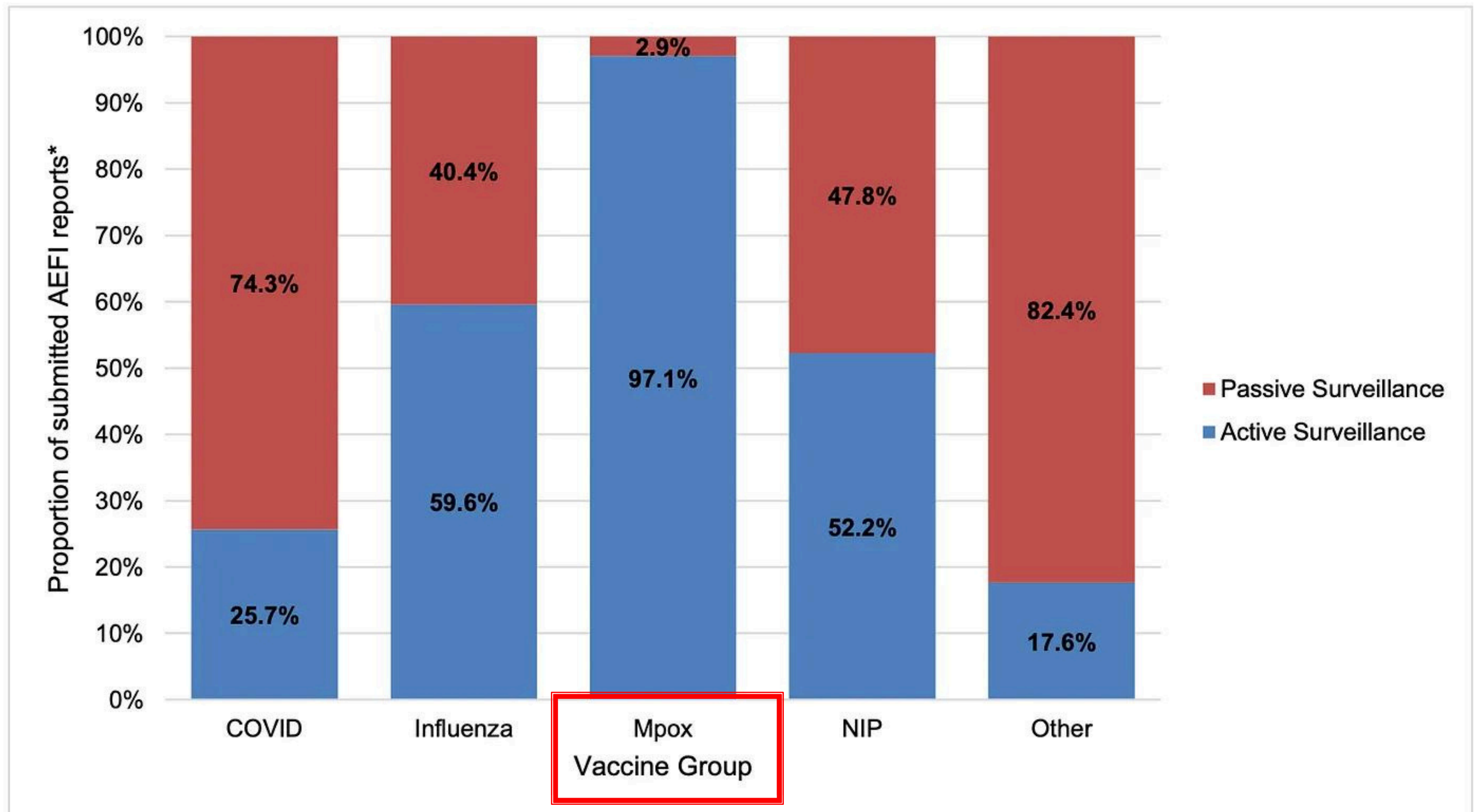



Figure 2: AEFI reports by surveillance type (passive or active) by vaccine group for vaccinations administered in 2022.
 *Summary reporting of surveillance type by vaccine group counts co-administered vaccines once per distinct vaccine group.

Find me on...

SUBSTACK



Dystopian Down Under

Independent news and commentary that you won't find on the news. Reporting from Western Australia.

[Subscribe](#)

Dystopian Down Under | Rebekah Barnett | Substack

Independent news and commentary that you won't find on the news. Reporting from Western Australia. Click to read Dystopian Down Under, by Rebekah Barnett, a Substack publication with thousands of...

[rebekahbarnett.com.au /](https://rebekahbarnett.com.au/)

X



Rebekah Barnett
@dystopian_DU

Writer 🇺🇦 BA Comms, Hons, UWA. Fellow @brownstoneinst Member @aus4science RT ≠ endorsement Subscribe to my Substack 📌

📄 Journalist 📍 Western Australia 🌐 news.rebekahbarnett.com.au
📅 Joined March 2022

INSTAGRAM



dystopiandownunder

Rebekah Barnett
Journalist
Independent journalist, Western Australia. Paying attention. Truth over tribe. Pls be respectful to each other in comments 🙏

1,655 posts 11.1K followers 635 following

rebekahbarnett.substack.com